

# **ME LIN STEEL JOINT STOCK COMPANY**

Reviewed Interim Financial Statements  
For the six-month period ended 30 June 2025



## TABLE OF CONTENTS

	Page(s)
STATEMENT OF THE BOARD OF GENERAL DIRECTORS	1 - 2
REPORT ON REVIEW OF INTERIM FINANCIAL INFORMATION	3 - 4
REVIEWED INTERIM FINANCIAL STATEMENTS	
Interim Statement of Financial Position	5 - 6
Interim Statement of Income	7
Interim Statement of Cash Flows	8 - 9
Notes to the Interim Financial Statements	10 - 36

**ME LIN STEEL JOINT STOCK COMPANY**

Administrative Area No. 8, Vinh Phuc Ward, Phu Tho Province, Viet Nam

**STATEMENT OF THE BOARD OF GENERAL DIRECTORS**

The Board of General Directors of Me Lin Steel Joint Stock Company (hereinafter called "the Company") presents this report together with the Interim Financial Statements of the Company for the six-month period ended 30 June 2025.

**GENERAL INFORMATION**

Me Lin Steel Joint Stock Company (hereinafter called "the Company") is a Joint Stock Company established and operating in Vietnam under the Certificate of Business Registration No. 2500222727 issued for the first time by the Vinh Phuc Department of Planning and Investment (now the Department of Finance of Phu Tho Province) on 13 January 2003, and the twentieth amendment dated 21 July 2025.

The company's headquarters is located at: Administrative Area No. 8, Vinh Phuc Ward, Phu Tho Province, Vietnam.

**THE MEMBERS OF THE BOARD OF MANAGEMENT, THE BOARD OF GENERAL DIRECTORS AND THE BOARD OF SUPERVISORS**

The members of the Board of Management, the Board of General Directors and the Board of Supervisors of the Company during the period and to the date of this statement are as follows:

**The Board of Management**

<u>Full name</u>	<u>Position</u>
Mrs. Le Thi Huong Giang	Chairwoman
Mr. Pham Quang	Member
Ms. Bach Thi Ngoc Thuy	Member

**The Board of General Directors**

<u>Full name</u>	<u>Position</u>
Mr. Pham Quang	General Director
Mr. Le Hong Minh	Deputy General Director

**The Board of Supervisors**

<u>Full name</u>	<u>Position</u>
Mrs. Do Thi Xuan Kiem	Head of BOS
Mr. Nguyen Manh Hai	Member
Mr. Chu Duc Khuong	Member

**Legal representatives**

The legal representative of the Company during the period and to the date of this statement is Mr. Pham Quang – General Director.

**EVENTS ARISING AFTER THE END OF THE YEAR**

There have been no significant events occurring since the end of the reporting period that would require adjustment to or disclosure in the notes to the interim financial statements.

**AUDITORS**

International Auditing and Valuation Company Limited – Ha Noi Branch has been appointed as the independent auditor to conduct a review of the interim financial statements of the Company for the six-month period ended 30 June 2025.

**STATEMENT OF THE BOARD OF GENERAL DIRECTORS  
(Continued)**

**DISCLOSURE OF THE BOARD OF GENERAL DIRECTORS' RESPONSIBILITIES FOR THE INTERIM FINANCIAL STATEMENTS**

The Board of General Directors of the Company is responsible for preparing the Interim Financial Statements, which give a true and fair view of the financial position of the Company as at 30 June 2025 and its financial performance and its cash flows for the six-month period then ended 30 June 2025 in accordance with Vietnamese Accounting Standards, accounting regime for enterprises and legal regulations relating to financial reporting. In preparing these Interim Financial Statements, The Board of General Directors is required to:

- Select suitable accounting policies and then apply them consistently;
- Make judgments and estimates that are reasonable and prudent;
- State whether applicable accounting principles have been followed, subject to any material departures disclosed and explained in the Interim Financial Statements;
- Prepare the Interim Financial Statements on the going concern basis unless it is inappropriate to presume that the Company will continue in business; and
- Design and implement an effective internal control system for the purpose of properly preparing and presenting the Interim Financial Statements so as to minimize errors and frauds.

The Board of General Directors of the Company is responsible for ensuring that proper accounting records are kept, which disclose, with reasonable accuracy at any time, the financial position of the Company and that the Interim Financial Statements comply with Vietnamese Accounting Standards, accounting regime for enterprises and legal regulations relating to interim financial reporting. The Board of General Directors is also responsible for safeguarding the assets of the Company and hence for taking reasonable steps for the prevention and detection of frauds and other irregularities.

The Board of General Directors confirms that the Company has complied with the above requirements in preparing these interim financial statements.


**APPROVAL OF THE INTERIM FINANCIAL STATEMENTS**

The Board of General Directors approves the attached Interim Financial Statements. The Interim Financial Statements reflected truly and fairly the Company's financial position as at 30 June 2025, as well as the financial performance and cash flows for the six-month period ended 30 June 2025, in accordance with Vietnamese Accounting Standards, accounting regime for enterprises and legal regulations relating to financial reporting.

**COMMITMENT ON INFORMATION DISCLOSURE**

The Board of General Directors confirms to have complied with Decree 155/2020/ND-CP dated 31 December 2020 elaborating some articles of the Law on Securities and the Company does not violate the obligation to disclose information under Circular No. 96/2020/TT-BTC dated 16 November 2020 of the Ministry of Finance guiding some articles on disclosure of information on the securities market, and Circular No. 68/2024/TT-BTC dated 18 September 2024 amending and supplementing certain articles of circulars governing securities trading on the trading system; securities clearing and settlement; securities companies' operations; and information disclosure on the securities market.

For and on behalf of The Board of General Directors,



**Pham Quang**  
General Director  
Phu Tho, 12 August 2025

No: 30062/2025/BCSX/IAVHN

## REPORT ON REVIEW OF INTERIM FINANCIAL INFORMATION

To: **The shareholders**

**The Board of Management, the Board of Supervisors, and the Board of General Directors  
of Me Lin Steel Joint Stock Company**

We have reviewed the accompanying interim financial statements of Me Lin Steel Joint Stock Company (hereinafter called "the Company"), prepared on 12 August 2025, from page 05 to page 36, which comprise the interim statement of financial position as at 30 June 2025, the interim statement of income, the interim statement of cash flows for the period then ended 30 June 2025, and the accompanying notes to the interim financial statements.

The reviewed interim financial statements are not intended to present the financial position, results of operations, and cash flows in accordance with accounting principles and practices generally accepted in countries other than Vietnam.

### **The Board of General Directors' Responsibility**

The Company's Board of General Directors is responsible for the preparation and fair presentation of the interim financial statements of the Company in accordance with Vietnamese Accounting Standards, the Vietnamese Enterprise Accounting System, and relevant legal regulations on the preparation and presentation of interim financial statements. The Board of General Directors is also responsible for such internal control as they determine is necessary to enable the preparation of interim financial statements that are free from material misstatement, whether due to fraud or error.

### **Auditors' Responsibility**

Our responsibility is to express a conclusion on the interim financial statements based on our review. We conducted our review in accordance with Vietnamese Standard on Review Engagements (VSRE) 2410 – "Review of Interim Financial Information Performed by the Independent Auditor of the Entity."

A review of interim financial information consists primarily of making inquiries, primarily of persons responsible for financial and accounting matters, and applying analytical and other review procedures. A review is substantially less in scope than an audit conducted in accordance with Vietnamese Standards on Auditing and consequently does not enable us to obtain assurance that we would become aware of all significant matters that might be identified in an audit. Accordingly, we do not express an audit opinion.

## REPORT ON REVIEW OF INTERIM FINANCIAL INFORMATION (Continued)

### Auditors' Conclusion

Based on our review, nothing has come to our attention that causes us to believe that the accompanying interim financial statements do not present fairly, in all material respects, the financial position of Me Lin Steel Joint Stock Company as at 30 June 2025, and its financial performance and cash flows for the six-month period then ended, in accordance with Vietnamese Accounting Standards, the Vietnamese Enterprise Accounting System, and relevant legal regulations on the preparation and presentation of interim financial statements.



---

**NGUYEN THI THUY**

**Director**

Audit Practising Registration Certificate  
No. 4057-2024-283-1

**INTERNATIONAL AUDITING AND VALUATION COMPANY LIMITED – HANOI BRANCH**

Hanoi, 12 August 2025

## INTERIM STATEMENT OF FINANCIAL POSITION

As at 30 June 2025

ASSETS	Codes	Notes	Closing balance VND	Opening balance VND
<b>A. SHORT-TERM ASSETS</b>	<b>100</b>		<b>680,589,318,667</b>	<b>656,321,558,697</b>
<b>I. Cash and cash equivalents</b>	<b>110</b>	<b>4.1</b>	<b>44,490,461,568</b>	<b>17,220,861,473</b>
1. Cash	111		44,490,461,568	17,220,861,473
<b>II. Short-term investments</b>	<b>120</b>		-	-
<b>III. Short-term receivables</b>	<b>130</b>		<b>70,832,148,851</b>	<b>101,610,365,358</b>
1. Short-term trade receivables	131	4.2	72,402,933,410	102,122,495,463
2. Short-term advances to suppliers	132	4.3	979,006,542	1,208,849,422
3. Other short-term receivables	136	4.4	3,689,310,829	4,538,122,403
4. Short-term allowance for doubtful debts	137	4.5	(6,239,101,930)	(6,259,101,930)
<b>IV. Inventories</b>	<b>140</b>	<b>4.6</b>	<b>563,438,967,862</b>	<b>533,421,737,149</b>
1. Inventories	141		563,438,967,862	533,421,737,149
<b>V. Other short-term assets</b>	<b>150</b>		<b>1,827,740,386</b>	<b>4,068,594,717</b>
1. Value added tax deductibles	152		1,444,612,683	2,295,496,057
2. Taxes and other receivables from the State budget	153	4.7	383,127,703	1,773,098,660
<b>B. LONG-TERM ASSETS</b>	<b>200</b>		<b>62,759,044,829</b>	<b>72,811,833,796</b>
<b>I. Long-term receivables</b>	<b>210</b>		-	-
<b>II. Fixed assets</b>	<b>220</b>		<b>57,044,483,724</b>	<b>62,201,939,809</b>
1. Tangible fixed assets	221	4.8	53,165,120,695	57,311,752,055
- Cost	222		154,381,810,384	157,011,843,612
- Accumulated depreciation	223		(101,216,689,689)	(99,700,091,557)
2. Intangible fixed assets	227	4.9	3,879,363,029	4,890,187,754
- Cost	228		5,755,507,276	6,766,332,001
- Accumulated amortisation	229		(1,876,144,247)	(1,876,144,247)
<b>III. Investment properties</b>	<b>230</b>		-	-
<b>IV. Long-term assets in progress</b>	<b>240</b>		-	-
<b>V. Long-term financial investments</b>	<b>250</b>		-	-
<b>VI. Other long-term assets</b>	<b>260</b>		<b>5,714,561,105</b>	<b>10,609,893,987</b>
1. Long-term prepaid expenses	261	4.10	5,714,561,105	10,609,893,987
<b>TOTAL ASSETS</b> (270 = 100 + 200)	<b>270</b>		<b>743,348,363,496</b>	<b>729,133,392,493</b>


## INTERIM STATEMENT OF FINANCIAL POSITION (Continued)

As at 30 June 2025

RESOURCES	Codes	Notes	Closing balance VND	Opening balance VND
<b>C. LIABILITIES</b>	<b>300</b>		<b>476,459,891,273</b>	<b>469,833,513,428</b>
<b>I. Short-term liabilities</b>	<b>310</b>		<b>473,391,015,434</b>	<b>467,170,027,589</b>
1. Short-term trade payables	311	4.11	66,909,397,122	67,752,067,413
2. Short-term advances from customers	312	4.12	3,583,780,070	1,321,075,291
3. Taxes and amounts payable to the State budget	313	4.7	1,818,048,164	160,770,284
4. Payables to employees	314		522,321,264	540,381,669
5. Short-term accrued expenses	315	4.13	226,987,506	318,112,333
6. Short-term unearned revenue	318		1,655,627,605	1,691,594,500
7. Short-term borrowings and finance	320	4.14	398,674,853,703	395,386,026,099
<b>II. Long-term liabilities</b>	<b>330</b>		<b>3,068,875,839</b>	<b>2,663,485,839</b>
1. Other long-term payables	337	4.15	3,068,875,839	2,663,485,839
<b>D. EQUITY</b>	<b>400</b>		<b>266,888,472,223</b>	<b>259,299,879,065</b>
<b>I. Owner's equity</b>	<b>410</b>	4.16	<b>266,888,472,223</b>	<b>259,299,879,065</b>
1. Owner's contributed capital	411		150,000,000,000	150,000,000,000
- Ordinary shares with voting rights	411a		150,000,000,000	150,000,000,000
2. Retained earnings	421		116,888,472,223	109,299,879,065
- Retained earnings accumulated to the prior year end	421a		109,299,879,065	101,194,619,924
- Retained earnings of the current period	421b		7,588,593,158	8,105,259,141
<b>II. Other resources and funds</b>	<b>430</b>		-	-
<b>TOTAL RESOURCES</b> (440=300+400)	<b>440</b>		<b>743,348,363,496</b>	<b>729,133,392,493</b>



Preparer  
Nguyen Thi Khanh



Chief Accountant  
Nguyen The Giang



General Director  
Pham Quang  
Phu Tho, Vietnam  
12 August 2025

**INTERIM STATEMENT OF INCOME**


For the six-month period ended 30 June 2025

ITEMS	Codes	Notes	Current period VND	Prior period VND
1. Gross revenue from goods sold and services rendered	01	5.1	377,642,141,353	328,453,060,015
2. Deductions	02		-	-
3. Net revenue from goods sold and services rendered (10 = 01 - 02)	10		377,642,141,353	328,453,060,015
4. Cost of goods sold and services rendered	11	5.2	357,524,169,117	309,279,584,349
5. Gross profit from goods sold and services rendered (20 = 10 - 11)	20		20,117,972,236	19,173,475,666
6. Financial income	21	5.3	123,932,350	43,436,817
7. Financial expenses	22	5.4	12,736,611,260	13,387,341,122
In which: Interest expense	23		11,340,240,213	12,803,619,702
8. Selling expenses	25	5.5	2,084,946,074	1,611,782,944
9. General and administration expenses	26	5.6	4,269,010,559	4,016,440,503
10. Net operating profit {30 = 20 + (21 - 22) - (25 + 26)}	30		1,151,336,693	201,347,914
11. Other income	31	5.7	8,366,761,951	3,644,030,283
12. Other expenses	32	5.8	33,634,020	485,893
13. Other profit (40 = 31 - 32)	40		8,333,127,931	3,643,544,390
14. Accounting profit before tax (50=30+40)	50		9,484,464,624	3,844,892,304
15. Current corporate income tax expense	51	5.9	1,895,871,466	767,630,088
16. Deferred corporate tax expense	52		-	-
17. Net profit after corporate income tax (60 = 50 - 51 - 52)	60		7,588,593,158	3,077,262,216
18. Basic earnings per share	70	5.10	506	205
19. Diluted earnings per share	71	5.10	506	205



Preparer

Nguyen Thi Khanh



Chief Accountant

Nguyen The Giang



General Director

Pham Quang  
Phu Tho, Vietnam  
12 August 2025

**INTERIM STATEMENT OF CASH FLOWS***For the six-month period ended 30 June 2025**(Direct method)*

ITEMS	Notes Codes	Current period VND	Prior period VND
<b>I. CASH FLOWS FROM OPERATING ACTIVITIES</b>			
1. Proceeds from goods sold, services rendered and other revenues	01	447,205,510,176	389,751,435,158
2. Expenditures paid to suppliers	02	(413,548,690,300)	(393,644,981,769)
3. Expenditures paid to employees	03	(3,783,847,376)	(3,204,152,347)
4. Interest paid	04	(11,431,365,040)	(12,975,164,259)
5. Corporate income tax paid	05	(238,693,590)	(2,133,981)
6. Other cash inflows from operating activities	06	9,334,021,205	10,465,382,480
7. Other cash outflows on operating activities	07	(19,560,174,105)	(20,784,016,715)
<b>Net cash flows from operating activities</b>	<b>20</b>	<b>7,976,760,970</b>	<b>(30,393,631,433)</b>
<b>II. CASH FLOWS FROM INVESTING ACTIVITIES</b>			
1. Acquisition and construction of fixed assets and other long-term assets	21	(2,035,095,037)	-
2. Proceeds from sale, disposal of fixed assets and other long-term assets	22	18,028,256,794	-
3. Interest earned, dividends and profits received	27	5,742,468	6,154,553,888
<b>Net cash flows from investing activities</b>	<b>30</b>	<b>15,998,904,225</b>	<b>6,154,553,888</b>

**INTERIM STATEMENT OF CASH FLOWS (Continued)**

For the six-month period ended 30 June 2025

(Direct method)

ITEMS	Notes	Codes	Current period	Prior period
			VND	VND
<b>III. CASH FLOWS FROM FINANCING ACTIVITIES</b>				
1. Proceeds from borrowings	33	6.1	376,587,068,802	352,622,602,776
2. Repayment of borrowings	34	6.2	(373,298,241,198)	(294,879,768,873)
<b>Net cash flows from financing activities</b>	<b>40</b>		<b>3,288,827,604</b>	<b>57,742,833,903</b>
<b>Net increase/(decrease) in cash for the period (50=20+30+40)</b>	<b>50</b>		<b>27,264,492,799</b>	<b>33,503,756,358</b>
<b>Cash and cash equivalents at the beginning of the period</b>	<b>60</b>		<b>17,220,861,473</b>	<b>8,156,464,399</b>
Effects of changes in foreign exchange rates	61		5,107,296	6,874,367
<b>Cash and cash equivalents at the end of the period (70=50+60+61)</b>	<b>70</b>		<b>44,490,461,568</b>	<b>41,667,095,124</b>



Preparer  
Nguyen Thi Khanh



Chief Accountant  
Nguyen The Giang



General Director  
Pham Quang  
Phu Tho, Vietnam  
12 August 2025

**NOTES TO THE INTERIM FINANCIAL STATEMENTS***For the six-month period ended 30 June 2025*

*These notes are an integral part of and should be read in conjunction with the accompanying Interim Financial Statements.*

**1. GENERAL INFORMATION****1.1. Structure of ownership**

Me Lin Steel Joint Stock Company (hereinafter called "the Company") is a Joint Stock Company established and operating in Vietnam under the Certificate of Business Registration No. 2500222727 issued for the first time by the Vinh Phuc Department of Planning and Investment (now the Department of Finance of Phu Tho Province) on 13 January 2003, and the twentieth amendment dated 21 July 2025.

The company's headquarters is located at: Administrative Area No. 08, Vinh Phuc Ward, Phu Tho Province, Vietnam.

The Company's charter capital is VND 150,000,000,000; equivalent to 15,000,000 shares, with a par value of 10,000 VND per share.

The number of employees as at 30 June 2025 was 57 people (31 December 2024: 60 people).

**1.2. Business area**

The Company's main business area are:

- Manufacturing other metal products not elsewhere classified. Details: *Processing, manufacturing, trading, and importing/exporting steel products;*
- Wholesale of metals and metal ores. Details: *Trading iron, machinery, and equipment;*
- Wholesale of machinery, equipment, and spare parts, including steel pipes and non-ferrous metals;
- Warehousing and storage of goods. Details: *Warehouse rental services.*

**1.3. Normal production and business cycle**

The Company's normal production and business cycle is carried out for a time period of 12 months.

**1.4. The Company's structure**

The company's headquarters is located at: Administrative Area No. 8, Vinh Phuc Ward, Phu Tho Province, Vietnam.

The company has the following branches:

- Branch name: Me Linh Steel Joint Stock Company - Hanoi Branch.
- Address: Quang Minh Industrial Park (Km9 Bac Thang Long – Noi Bai Road), Quang Minh Ward, Hanoi City, Vietnam.

**1.5. Disclosure of information comparability in the Interim Financial Statements**

The figures presented in the interim statement of financial position in the interim financial statements for the six-month period ended 30 June 2025 are comparable with those in the financial position of the audited interim financial statements for the year 2024. The comparative figures presented in the interim statement of income and the interim statement of cash flow are those from the reviewed interim financial statements for the accounting period from 1 January 2024 to 30 June 2024.

**2. ACCOUNTING CONVENTION AND ACCOUNTING PERIOD**

**2.1. Accounting convention**

The accompanying Interim Financial Statements, expressed in Vietnamese Dong (VND), are prepared under the historical cost convention and in accordance with Vietnamese Accounting Standards, accounting regime for enterprises and legal regulations relating to financial reporting.

The accompanying Interim Financial Statements are not intended to present the financial position, results of operations and cash flows in accordance with accounting principles and practices generally accepted in countries and jurisdictions other than Vietnam.

**2.2. Going concern assumption**

There have been no events that cast significant doubt on its ability to continue as a going concern. The company neither intends nor is forced to cease operations, or significantly scales back its operations.

**2.3. Financial year and interim accounting period**

The Company's financial year begins on 01 January and ends on 31 December.

The Company's interim accounting period begins on January 1 and ends on June 30 each year.

**3. SUMMARY OF SIGNIFICANT ACCOUNTING POLICIES**

**3.1. Estimates**

The preparation of Interim Financial Statements in conformity with Vietnamese Accounting Standards, accounting regime for enterprises and legal regulations relating to financial reporting requires The Board of General Directors to make estimates and assumptions that affect the reported amounts of assets, liabilities and disclosures of contingent assets and liabilities at the date of the Interim Financial Statements and the reported amounts of revenues and expenses during the accounting period. Although these accounting estimates are based on The Board of General Directors' best knowledge, actual results may differ from those estimates.

**3.2. Accounting standards and regulations applied**

*Accounting Regulations Applied*

The company applies the Enterprise Accounting Regime issued under Circular No. 200/2014/TT-BTC dated 22 December 2014, by the Ministry of Finance, and Circular No. 53/2016/TT-BTC dated 21 March 2016, amending and supplementing certain provisions of Circular No. 200/2014/TT-BTC.

*Statement on Compliance with Accounting Standards and Regulations*

The company has applied Vietnamese Accounting Standards (VAS) and relevant guidelines issued by the State. Interim Financial Statements are prepared and presented in full compliance with the requirements of each standard, circular, and the current Enterprise Accounting Regime in effect.

**3.3. Financial instruments**

*Initial recognition*

*Financial assets*

The company's financial assets include cash and cash equivalents, trade receivables, and other receivables. At the time of initial recognition, financial assets are measured at purchase price/issuance cost, plus any directly attributable transaction costs related to the issuance of the financial assets.

*Financial liabilities*

The company's financial liabilities include borrowings, trade payables, other payables, and accrued expenses. At the time of initial recognition, financial liabilities are measured at issuance price, plus any directly attributable transaction costs related to the issuance of the financial liability.

*Subsequent measurement after initial recognition*

Currently, there are no requirements for the subsequent measurement of the financial instruments after initial recognition.

**3.4. Transactions in foreign currencies**

Transactions arising in currencies other than the Company's accounting currency are accounted for at the actual exchange rate on the date of the transaction.

This exchange rate is applied based on the following principles:

- When buying or selling foreign currency: The exchange rate applied is the rate specified in the foreign exchange purchase and sale contract between the company and the commercial bank;
- When recognizing receivables: The exchange rate applied is the buying rate of the commercial bank designated by the company for customer payments at the time the transaction occurs;
- When recognizing payables: The exchange rate applied is the selling rate of the commercial bank where the company expects to conduct the transaction at the time the liability arises;

The actual exchange rate used for re-evaluating foreign currency-denominated monetary items at the time of preparing the interim Interim Financial Statements is determined based on the following principles:

- For monetary items denominated in foreign currencies are classified as other assets: purchasing foreign exchange rate of the Bank company regularly traded;
- For foreign currency deposits: The exchange rate applied is the buying rate of the commercial bank where the company holds its foreign currency account;
- For monetary items denominated in foreign currencies are classified as liabilities: selling foreign exchange rate of Bank company regularly traded.

All actual exchange rate differences arising during the period and differences due to reassessment of foreign currency balances at the end of the period are accounted for in the results of operations. Exchange rate difference gains from the period-end revaluation of foreign currency-denominated monetary items shall not be used for profit distribution or dividend payments.

**3.5. Cash and cash equivalents**

Cash includes cash on hand and demand deposits at banks.

**3.6. Receivables**

Receivables represent the amounts recoverable from customers or other debtors. Receivables are tracked in detail based on due dates, debtor entities, currency types, and other factors according to the company's management needs.

The allowance for doubtful debts is established for each receivable based on the overdue aging of debts, the estimated potential loss, or receivables from debtors who are unlikely to pay due to liquidation, bankruptcy, or similar financial difficulties.

**3.7. Inventories**

Inventories are initially recognized at cost, which includes purchase costs, processing costs, and other directly attributable expenses incurred to bring the inventory to its present location and condition at the time of initial recognition. After initial recognition, at the time of preparing interim Interim Financial Statements, if the net realizable value of inventories is lower than their cost, inventories are recorded at their net realizable value.

Cost is calculated using the monthly weighted average method.

Inventories are accounted for using the perpetual inventory method.

The evaluation of necessary allowance for inventory obsolescence follows current prevailing accounting regulations which allow provisions to be made for obsolete, damaged, or sub-standard inventories and for those which have costs higher than net realisable values as at the statement of financial position date.

### 3.8. Tangible fixed assets

Tangible fixed assets are stated at cost less accumulated depreciation.

The costs of purchased tangible fixed assets comprise their purchase prices and any directly attributable costs of bringing the assets to their working condition and location for their intended use. The costs of self-constructed or manufactured assets are the actual construction or manufacturing cost plus installation and test running costs.

Tangible fixed assets are depreciated using the straight-line method over their estimated useful life, as specified below:

	Years
Buildings and structures	10 – 25 years
Machinery and equipment	06 – 10 years
Motor vehicles	08 – 10 years
Office equipment	06 – 10 years

### 3.9. Intangible fixed assets

Intangible fixed assets are stated at cost less accumulated amortisation.

The cost of intangible fixed assets comprises all the expenses incurred to obtain this asset put into use. Costs incurred after the initial recognition are recognized to increase the cost of intangible fixed assets if these costs certainly increase economic benefits in the future due to using this asset.

When intangible fixed assets are sold or retired, their cost and accumulated amortisation are removed from the statement of financial position and any profit or loss resulting from its disposal is included in the income or expense in the period.

Intangible fixed assets are depreciated using the straight-line method over their estimated useful life, as specified below:

	Years
Land use rights	Non - depreciable
Accounting software	05 years
Other intangible assets	02 – 05 years

### 3.10. Construction in progress

Properties in the course of construction for production, rental or administrative purposes, or for other purposes, are carried at cost. Cost includes costs that are necessary to form the assets in accordance with the Company's accounting policy. Depreciation of these assets, on the same basis as other assets, commences when the assets are ready for their intended use.

### 3.11. Prepaid expenses

Prepaid expenses related to multiple accounting periods are recorded as prepaid costs and gradually allocated to operating expenses in subsequent periods. These expenses include office rental costs, infrastructure rental costs, and tools and equipment expenses,...

The allocation of long-term prepaid expenses is based on the nature and scale of each cost to ensure a reasonable allocation method and criteria. These expenses are allocated to operating costs using the straight-line method.

**3.12. Payables and accrued expenses**

Payables and accrued expenses are recognized as the amount of money to be paid in the future related to the goods and services received. Payable expenses are recognized based on a reasonable estimate of the payable.

Payables are classified as payable to suppliers, accrued expenses, and other payables according to the following principles:

- Payables to suppliers reflect the trade payables arising from commercial transactions between the Company and the seller, which is an independent entity of the Company.
- Accrued expenses reflect the payables for goods and services received from the seller or provided for the buyer, for which no invoices have yet been received from suppliers. Those payables also reflect the number of payables to employees on vacation wages, production, and business costs that must accrue. When these expenses actually incur, if there is a difference compared to the amount previously allocated, the accountant will record an additional expense or reduce the cost accordingly to reflect the difference.
- Other payables reflect non-commercial receivables, not related to the purchase and sale transactions.

**3.13. Borrowings and financial lease liabilities**

Borrowings are tracked according to each object, each contract and the repayment term. In case of borrowings in foreign currency, detailed tracking is done in the original currency.

**3.14. Borrowing costs**

Borrowing costs are recognised in the statement of income in the period when incurred unless they are capitalised in accordance with Vietnamese Accounting Standard No. 16 "Borrowing costs". Accordingly, borrowing costs directly attributable to the acquisition, construction or production of qualifying assets, which are assets that necessarily take a substantial period of time to get ready for their intended use or sale, are added to the cost of those assets, until such time as the assets are substantially ready for their intended use or sale. Investment income earned on the temporary investment of specific borrowings pending their expenditure on qualifying assets is deducted from the cost of those assets. For specific borrowings for the purpose of construction of fixed assets and investment properties, borrowing costs are capitalised even when the construction period is under 12 months.

**3.15. Owner's equity**

Capital is recorded according to the amount actually invested by shareholders.

Undistributed after-tax profit reflects the company's business results (profit or loss) after corporate income tax, as well as the distribution of profits or loss handling.

**3.16. Revenue and earnings recognition**

*Revenue from sales of finished goods and merchandise goods*

Revenue from sales of finished goods and merchandise goods is recorded when simultaneously satisfy the following conditions:

- The Company has transferred to the buyer the significant risks and rewards of ownership of the goods.
- The Company retains neither continuing managerial involvement to the degree usually associated with; ownership nor effective control over the goods sold.
- The amount of revenue can be measured reliably.

## NOTES TO THE INTERIM FINANCIAL STATEMENTS (continued)

- It is probable that the economic benefits associated with the transaction will flow to the Company; and.
- The costs incurred or to be incurred in respect of the transaction can be measured reliably.

*Revenue from service rendered*

Revenue of a transaction involving the rendering of services is recognised when the outcome of such transactions can be measured reliably. Where a transaction involving the rendering of services is attributable to several periods, revenue is recognised in each period by reference to the percentage of completion of the transaction at the statement of financial position date of that period. The outcome of a transaction can be measured reliably when all four following conditions are satisfied:

- The amount of revenue can be measured reliably.
- It is probable that the economic benefits associated with the transaction will flow to the Company.
- The percentage of completion of the transaction at the statement of financial position date can be measured reliably; and.
- The costs incurred for the transaction and the costs to complete the transaction can be measured reliably.

*Financial income**Interest*

Interest is recognized on an accrual basis, are determined on the balance of cash in bank and the actual interest rate for each period.

**3.17. Cost of goods sold**

Cost of goods sold includes the cost of products, goods and service rendered during the period and is recorded in accordance with revenue during the period. The cost of direct raw materials consumed in excess of normal levels, labor costs, and fixed general production costs that are not allocated to the value of warehoused products must be immediately calculated into the cost of goods sold (after minus compensation, if any) even when the products and goods have not been determined to be consumed.

**3.18. Selling expenses**

Selling expenses reflect the actual expenses in the process of sales of goods and services rendered.

**3.19. Administration expenses**

Administration expenses reflect actual expenses incurred during the general management of the Company, mainly including expenses for labour of management department salaries; social insurance, health insurance, trade union fees, unemployment insurance for labour; office equipment expenses; depreciation and amortisation; provision expenses; outside services and other expenses.

**3.20. Financial expenses**

The expenses recognized as financial expenses include:

- Borrowing costs;
- Losses incurred from selling foreign currencies, exchange rate differences,...

The above expenses are recognized at the total amount incurred during the period, without offsetting against financial income.

**3.21. Taxation***Value – added tax (VAT)*

The VAT rates applicable to the Company's activities are 0%, 5%, and 10%.

*Corporate income tax (CIT)*

The Company is subject to corporate income tax (CIT) at a rate of 20%.

Current income tax is the tax calculated based on taxable income for the period using the applicable tax rate during the accounting period. Taxable income differs from accounting profit due to adjustments

for temporary differences between tax accounting and financial accounting, as well as adjustments for non-taxable income or non-deductible expenses.

*Other taxes* are applied in accordance with the prevailing tax laws in Vietnam.

### 3.22. Earnings per share

Basic earnings per share are calculated by dividing the profit or loss after tax attributable to the Company's common shareholders (after adjustments for the allocation to the Reward and Welfare Fund and the Executive Bonus Fund) by the weighted average number of common shares outstanding during the period.

Diluted earnings per share are calculated by dividing the profit or loss after tax attributable to the Company's common shareholders (after adjustments for the allocation to the Reward and Welfare Fund, the Executive Bonus Fund, and the dividends on convertible preferred shares) by the weighted average number of common shares that would be issued if all potentially dilutive common shares were converted into common shares.

### 3.23. Related parties

The parties are considered to be related if that party has the ability to control or significantly influence the other party in making decisions on financial policies and operations. Parties are considered a related party of the Company in case that party is able to control the company or to cause material effects on the financial decisions.

In considering the relationship of the parties involved, the nature of the relationship is more emphasized than the legal form of the relationship.

### 3.24. Information of Department

A segment is a separately identifiable component of the Company that engages in providing related products or services (business segment) or supplying products or services within a specific economic environment (geographical segment). Each segment is subject to risks and earns returns that are distinct from those of other segments.

Segment information is prepared and presented in accordance with the accounting policies applied in the preparation and presentation of the Company's Interim Financial Statements to help users of the Interim Financial Statements better understand and comprehensively assess the Company's performance.

## 4. ADDITIONAL INFORMATION ON THE PRESENTED SECTIONS ON THE INTERIM STATEMENT OF FINANCIAL POSITION

### 4.1. Cash and cash equivalents

	Closing balance VND	Opening balance VND
Cash	1,670,083,474	505,852,390
Demand deposits in banks	42,820,378,094	16,715,009,083
	<b>44,490,461,568</b>	<b>17,220,861,473</b>

4.2. Short-term trade receivables

	Closing balance VND	Opening balance VND
- Quang Minh Hai Phong Company Limited	12,259,478,550	4,943,810,850
- Phuong Linh Mechanical Electrical Manufacturing And Trading Company Limited	6,379,523,171	8,214,107,634
- Bao Tien Industrial Company Limited	5,531,117,923	6,370,128,730
- Thang Vien Iron Steel Company Limited	3,669,705,540	2,001,542,573
- Huho Hardware Viet Nam Production Trading Import And Export Company Limited	3,122,312,510	2,246,778,390
- Windtech Viet Nam Technology Joint Stock Company	2,677,654,333	176,473,039
- Bacviet Industrial Joint Stock Company	2,569,924,411	2,209,812,908
- Minh Cuong Mechanics - Construction - Trading Joint Stock Company	2,256,085,494	9,623,108,802
- Phu Duc Trading Company Limited	1,893,893,494	9,076,839,019
- Linkon Mechanical - Trading Company Limited	-	4,511,467,400
- HHPD Real Estate Project Management Unit - Branch Of Hoa Lac Hi - Tech Park Development One - Member Limited Liability	-	4,252,987,881
- Others	32,043,237,984	48,495,438,237
	<b>72,402,933,410</b>	<b>102,122,495,463</b>

4.3. Short-term advances to suppliers

	Closing balance VND	Opening balance VND
- Bacviet Metal Joint Stock Company	896,863,000	-
- PKF Viet Nam Company Limited	49,500,000	49,500,000
- An The Quyen	28,643,542	28,643,542
- Tien Dat Fire Protection And Electromechanical Joint Stock Company	-	1,102,727,000
- Others	4,000,000	27,978,880
	<b>979,006,542</b>	<b>1,208,849,422</b>

4.4. Short-term other receivables

	Closing balance		Opening balance	
	Value VND	Allowance VND	Value VND	Allowance VND
- Advance payment	32,520,257	-	40,302,005	-
- Deposits and mortgages	3,656,790,572	-	4,497,820,398	-
	<b>3,689,310,829</b>	<b>-</b>	<b>4,538,122,403</b>	<b>-</b>

ME LIN STEEL JOINT STOCK COMPANY  
NOTES TO THE INTERIM FINANCIAL STATEMENTS (continued)

Form B 09a - DN

4.5. Bad debts

		Closing balance			Opening balance	
		Cost	Recoverable amount		Cost	Recoverable amount
	Overdue	VND	VND	Overdue	VND	VND
<b>Trade receivables</b>		<b>6,239,101,930</b>	<b>(6,239,101,930)</b>		<b>6,259,101,930</b>	<b>(6,077,524,742)</b>
- Tan Huong Trading and Investment Joint Stock Company	Over 3 years	3,662,608,858	(3,662,608,858)	Over 3 years	3,662,608,858	(3,662,608,858)
- A.C.E Metal Furniture Joint Stock Company	Over 3 years	1,009,021,517	(1,009,021,517)	Over 3 years	1,009,021,517	(1,009,021,517)
- Golden Lotus Import - Export Investment Joint Stock Company	Over 3 years	423,135,779	(423,135,779)	Over 3 years	423,135,779	(423,135,779)
- Ha Noi Fsech Foodstuff Equipment Company Limited	Over 3 years	203,065,910	(203,065,910)	Over 3 years	203,065,910	(203,065,910)
- Tin Nghia Production - Trade - Services Company Limited	Over 3 years	198,257,985	(198,257,985)	Over 3 years	198,257,985	(198,257,985)
- Nhat Minh Transport and Industry Company Limited	Over 3 years	164,576,004	(164,576,004)	Over 3 years	164,576,004	(164,576,004)
-Thinh Phat Manufacturing - Business and Trading Company Limited	Over 3 years	133,046,031	(133,046,031)	Over 3 years	133,046,031	(133,046,031)
- Bac Duong Construction Trading Joint Stock Company	Over 3 years	95,274,113	(95,274,113)	Over 3 years	95,274,113	(95,274,113)
- Hop Thanh Joint Stock Company	Over 3 years	85,919,236	(85,919,236)	Over 3 years	85,919,236	(85,919,236)
- HP-TECH Viet Nam Engineering & Moulds Joint Stock Company	Over 3 years	54,575,976	(54,575,976)	Over 3 years	54,575,976	(54,575,976)
- Quoc Thang Trading Service Private Enterprise	Over 3 years	48,043,333	(48,043,333)	Over 3 years	48,043,333	(48,043,333)
- Meeco Viet Nam Joint Stock Company	2 - 3 years	161,577,188	(161,577,188)	1 - 2 years	181,577,188	(181,577,188)
		<b>6,239,101,930</b>	<b>(6,239,101,930)</b>		<b>6,259,101,930</b>	<b>(6,259,101,930)</b>

4.6. Inventories

	Closing balance		Opening balance	
	Value VND	Allowance VND	Value VND	Allowance VND
Raw materials	552,399,993,858	-	521,793,685,969	-
Finished goods	10,858,695,511	-	10,641,496,227	-
Merchandise	180,278,493	-	986,554,953	-
	<b>563,438,967,862</b>	<b>-</b>	<b>533,421,737,149</b>	<b>-</b>

ME LIN STEEL JOINT STOCK COMPANY  
NOTES TO THE INTERIM FINANCIAL STATEMENTS (continued)

Form B 09a - DN

4.7. Taxes and amounts receivables/payables to the State budget

	Opening balance		Movement in the period		Closing balance	
	Taxes Payable	Taxes Receivable	Amount payable	Amount paid	Taxes Payable	Taxes Receivable
	VND	VND	VND	VND	VND	VND
VAT on domestic sales	-	335,582,246	39,257,606,410	39,305,151,867	-	383,127,703
VAT on imports	-	1,437,516,414	13,994,331,935	12,556,815,521	-	-
Import and export tax	-	-	188,126,345	188,126,345	-	-
Corporate income tax	158,820,284	-	1,895,871,470	238,693,590	1,815,998,164	-
Personal income tax	1,950,000	-	19,056,652	18,956,652	2,050,000	-
Business license tax	-	-	4,000,000	4,000,000	-	-
	<b>160,770,284</b>	<b>1,773,098,660</b>	<b>55,358,992,812</b>	<b>52,311,743,975</b>	<b>1,818,048,164</b>	<b>383,127,703</b>

The company's tax finalization will be subject to examination by the tax authorities. Since the application of tax laws and regulations to various types of transactions can be interpreted in different ways, the amount of tax presented in the Interim Financial Statements may be adjusted based on the tax authorities' decisions.

ME LIN STEEL JOINT STOCK COMPANY  
NOTES TO THE INTERIM FINANCIAL STATEMENTS (continued)

Form B 09a - DN

4.8. Increases, decreases in tangible fixed assets

	Buildings and structures VND	Machinery and equipment VND	Motor vehicles VND	Office equipment VND	Total VND
<b>COST</b>					
Opening balance	96,056,917,020	45,838,364,109	14,236,217,616	880,344,867	157,011,843,612
Increase in the period	3,138,489,573	-	-	-	3,138,489,573
- <i>Purchase in the period</i>	3,138,489,573	-	-	-	3,138,489,573
Decrease in the period	(5,768,522,801)	-	-	-	(5,768,522,801)
- <i>Liquidation or transfer</i>	(5,768,522,801)	-	-	-	(5,768,522,801)
Closing balance	93,426,883,792	45,838,364,109	14,236,217,616	880,344,867	154,381,810,384
<b>ACCUMULATED DEPRECIATION</b>					
Opening balance	46,145,226,053	42,143,362,577	10,536,003,544	875,499,383	99,700,091,557
Increase in the period	2,331,585,459	374,589,324	346,459,734	2,236,362	3,054,870,879
- <i>Depreciation charged</i>	2,331,585,459	374,589,324	346,459,734	2,236,362	3,054,870,879
Decrease in the period	(1,538,272,747)	-	-	-	(1,538,272,747)
- <i>Liquidation or transfer</i>	(1,538,272,747)	-	-	-	(1,538,272,747)
Closing balance	46,938,538,765	42,517,951,901	10,882,463,278	877,735,745	101,216,689,689
<b>NET BOOK VALUE</b>					
- Opening balance	49,911,690,967	3,695,001,532	3,700,214,072	4,845,484	57,311,752,055
- Closing balance	46,488,345,027	3,320,412,208	3,353,754,338	2,609,122	53,165,120,695
Cost of tangible fixed assets that have been fully depreciated but are still in use:					
- Opening balance	398,010,349	36,649,463,501	8,983,270,299	835,617,594	46,866,361,743
- Closing balance	398,010,349	36,649,463,501	8,983,270,299	835,617,594	46,866,361,743
Net book value at the end of the period of tangible fixed assets used to mortgage or pledge to secure the loan:					
- Opening balance	46,977,770,978	-	-	-	46,977,770,978
- Closing balance	39,509,387,530	-	-	-	39,509,387,530

ME LIN STEEL JOINT STOCK COMPANY  
NOTES TO THE INTERIM FINANCIAL STATEMENTS (continued)

Form B 09a - DN

4.9. Increases, decreases in intangible fixed assets

	<i>Land use rights</i>	<i>Computer software</i>	<i>Others</i>	<i>Total</i>
	<i>VND</i>	<i>VND</i>	<i>VND</i>	<i>VND</i>
<b>COST</b>				
Opening balance	4,890,187,754	403,000,000	1,473,144,247	6,766,332,001
Decrease in the period	(1,010,824,725)	-	-	(1,010,824,725)
- Liquidation or transfer	(1,010,824,725)	-	-	(1,010,824,725)
Closing balance	3,879,363,029	403,000,000	1,473,144,247	5,755,507,276
<b>ACCUMULATED DEPRECIATION</b>				
Opening balance	-	403,000,000	1,473,144,247	1,876,144,247
Increase in the period	-	-	-	-
Decrease in the period	-	-	-	-
Closing balance	-	403,000,000	1,473,144,247	1,876,144,247
<b>NET BOOK VALUE</b>				
- Opening balance	4,890,187,754	-	-	4,890,187,754
- Closing balance	3,879,363,029	-	-	3,879,363,029
Cost of intangible fixed assets that have been fully depreciated but are still in use:				
- Opening balance	-	403,000,000	1,473,144,247	1,876,144,247
- Closing balance	-	403,000,000	1,473,144,247	1,876,144,247

4.10. Long-term prepaid expenses

	Closing balance VND	Opening balance VND
- Infrastructure rental expense	4,088,562,382	4,162,899,880
- Tools and equipment	154,388,598	191,509,164
- Office rental expense	-	4,464,964,860
- Other expenses	1,471,610,125	1,790,520,083
	<b>5,714,561,105</b>	<b>10,609,893,987</b>

4.11. Short-term trade payables

	Closing balance		Opening balance	
	Amount	Amount able to be paid off	Amount	Amount able to be paid off
	VND	VND	VND	VND
- R and K Tranding Co.,Ltd.	52,810,288,125	52,810,288,125	29,006,862,179	29,006,862,179
- China Steel & Nippon Steel Viet Nam Joint Stock Company	8,738,532,258	8,738,532,258	3,791,750,094	3,791,750,094
- ArcelorMittal Singapore Private Limited	4,302,736,990	4,302,736,990	-	-
- Hoa Binh Trading Production Joint Stock Company	-	-	9,624,312,216	9,624,312,216
- Posco Viet Nam Company Limited	-	-	7,343,583,221	7,343,583,221
- Dai Phat Trading Company Limited	-	-	6,457,269,727	6,457,269,727
- Others	1,057,839,749	1,057,839,749	11,528,289,976	11,528,289,976
	<b>66,909,397,122</b>	<b>66,909,397,122</b>	<b>67,752,067,413</b>	<b>67,752,067,413</b>

4.12. Short-term advances from customers

	Closing balance VND	Opening balance VND
- Cosmos Industrial No.1 Co.,Ltd	1,787,984,322	478,279,944
- Quang Vinh Business Trading One Member Company Limited	999,999,164	-
- Quang Ninh Mechanics Joint Stock Company	538,504,029	800,000,001
- Others	257,292,555	42,795,346
	<b>3,583,780,070</b>	<b>1,321,075,291</b>

4.13. Short-term accrued expenses

	Closing balance VND	Opening balance VND
- Interest expenses	226,987,506	318,112,333
	<b>226,987,506</b>	<b>318,112,333</b>

4.14. Short-term borrowings and finance lease liabilities

	Opening balance		In the period		Closing balance	
	Amount	Amount able to be paid off	Increases	Decreases	Amount	Amount able to be paid off
	VND	VND	VND	VND	VND	VND
<b>Short-term borrowings</b>	<b>395,386,026,099</b>	<b>395,386,026,099</b>	<b>376,587,068,802</b>	<b>373,298,241,198</b>	<b>398,674,853,703</b>	<b>398,674,853,703</b>
+ Viet Nam Bank for Agriculture and Rural Development - My Dinh Branch (1)	208,592,680,984	208,592,680,984	132,597,320,225	139,304,022,309	201,885,978,900	201,885,978,900
+ Viet Nam Joint Stock Commercial Bank for Industry and Trade - Quang Minh Branch (2)	89,961,745,880	89,961,745,880	123,268,864,223	118,834,745,880	94,395,864,223	94,395,864,223
+ Military Commercial Joint Stock Bank - Branch Office 3 (3)	96,831,599,235	96,831,599,235	120,720,884,354	115,159,473,009	102,393,010,580	102,393,010,580
	<u>395,386,026,099</u>	<u>395,386,026,099</u>	<u>376,587,068,802</u>	<u>373,298,241,198</u>	<u>398,674,853,703</u>	<u>398,674,853,703</u>

Detailed information regarding short-term borrowings

(1) Credit Contract No. 1410-LAV-202400606 dated 15/11/2024 signed with Vietnam Bank for Agriculture and Rural Development – My Dinh Branch includes the following detailed terms:

+ Credit limit: VND 250,000,000,000

+ The credit limit availability period is from 18/10/2024 to 18/10/2025; the loan term is specified in each individual debt acknowledgment note.

+ Purpose of loan: Supplementing working capital to implement the business and production plan for 2024–2025

+ Interest rate: Applied based on each specific debt acknowledgment note

+ The loan is secured by mortgage contracts of Token steel cutting machine lines; various types of steel furnaces; commercial service floor – Tower B of the commercial, supermarket, office, and residential complex under the Certificate of land use rights, house ownership, and assets attached to

land No. CS847551 at No. 75 Tam Trinh Street, Mai Dong Ward, Hoang Mai District, Hanoi; real estate being a villa at HILL 3.2, TT1 Low-rise Housing – Khai Son Hill, Khai Son City, Ngoc Thuy Ward, Long Bien District, Hanoi owned by a third party.

+ Outstanding loan principal as of 30/06/2025: VND 201,885,978,900

(2) Credit Line Contract No. 25.80.0804-HĐCVHM/NHCT264-THEPMELIN dated 14/04/2025 signed with Vietnam Joint Stock Commercial Bank for Industry and Trade – Quang Minh Branch, includes the following detailed terms:

+ Credit limit: VND 120,000,000,000

+ The credit limit availability period is from 14/04/2025 to 14/04/2026. The loan term for each drawdown is stated in the corresponding debt acknowledgment note but shall not exceed 7 months per note.

+ Purpose of loan: Supplementing working capital for the Company's business and production activities

+ Interest rate: Applied based on each specific debt acknowledgment note

+ Collateral includes inventories, commercial service floors – 01 and 02 (3rd floor) under Certificates No. CY598342 and CY598343 at No. 75 Nguyen Tam Trinh, Mai Dong Ward, Hoang Mai District, Hanoi; and circulating inventory owned by Thép Me Lin Joint Stock Company, including: hot rolled steel coil, cold rolled steel coil, hot rolled steel sheet; round bar steel, shaped steel, galvanized steel, and other steel materials with a minimum value at all times of VND 40,000,000,000.

+ Outstanding loan principal as of 30/06/2025: VND 94,395,864,223

(3) Credit Facility Agreement No. 251189.24.950.696698.TD dated 21/10/2024 signed with Military Commercial Joint Stock Bank – Transaction Office 3 includes the following detailed terms:

+ Credit limit: VND 160,000,000,000

+ The credit limit availability period is from the date of signing until 30/08/2025; loan term: 9 months

+ Purpose of loan: Financing the Company's business and production activities

+ Interest rate: Applied based on each specific debt acknowledgment note

+ Collateral includes property rights arising from Land Lease Contract No. 1045/HĐ-TĐ dated 27/08/2007 entered into between Thép Me Lin Joint Stock Company and the People's Committee of Phu Tho Province; Appendices to the Land Lease Contract No. 160/PLHĐTĐ dated 27/03/2014 and No. 44/PLHĐTĐ-STNMT-KTĐ dated 16/02/2023; documentation of land lease payments for Lot No. 29, Quang Minh Industrial Zone, Quang Minh Commune, Me Linh District, Phu Tho Province; and fixed assets attached to the land including production workshops and office buildings at Land Plot No. 1033, Map Sheet No. 52 as per Land Use Right Certificate No. AB 226568, issuance registration No. T00135/5446/QĐ-UB dated 30/12/2003 granted by the People's Committee of Phu Tho Province on 26/04/2005.

+ Outstanding loan principal as of 30/06/2025: VND 102,393,010,580

4.15. Long-term other payables

	Closing balance VND	Opening balance VND
- Long-term deposits received (*)	3,068,875,839	2,663,485,839
	<b>3,068,875,839</b>	<b>2,663,485,839</b>

(\*) This is the security deposit for leasing premises and factories between Me Lin Steel Joint Stock Company and the following companies: Le Phuc Special Steel Company Limited, Moldpia Company Limited, Emc Technology Investment Joint Stock Company, Hanwa SMC Steel Service Ha Noi Company Limited, ASV Commerce and Industry Company Limited, Ha Noi Branch Wincommerce General Commercial Services Joint Stock Company, DQS Certification Company Limited, EL Effects Company Limited, Lucin VN Consulting Company Limited... and several other entities. The lessees rent the premises for office use. The lease term and rental price are specifically defined in each lease agreement.

4.16. Owner's equity

4.16.1. Reconciliation table of equity

	Owner's contributed capital VND	Retained earnings VND	Total VND
Prior year's opening balance	150,000,000,000	101,194,619,924	251,194,619,924
- Profit for the prior year	-	8,105,259,141	8,105,259,141
Prior year's closing balance	<b>150,000,000,000</b>	<b>109,299,879,065</b>	<b>259,299,879,065</b>
Current period's opening balance	150,000,000,000	109,299,879,065	259,299,879,065
- Profit for the period	-	7,588,593,158	7,588,593,158
Current period's closing balance	<b>150,000,000,000</b>	<b>116,888,472,223</b>	<b>266,888,472,223</b>

4.16.2. Details of owner's investment capital

	Closing balance		Opening balance	
	Actual contributed capital VND	Ratio %	Actual contributed capital VND	Ratio %
Mrs. Le Thi Huong Giang	67,500,000,000	45.00%	67,500,000,000	45.00%
Mr. Pham Quang	8,180,000,000	5.45%	8,180,000,000	5.45%
Mr. Le Hong Minh	15,000,000,000	10.00%	15,000,000,000	10.00%
Others	59,320,000,000	39.55%	59,320,000,000	39.55%
	<b>150,000,000,000</b>	<b>100.00%</b>	<b>150,000,000,000</b>	<b>100.00%</b>

4.16.3. Capital transactions with owners and dividend distribution, profit sharing

	Current period VND	Current period VND
<b>Owner's invested equity</b>		
Capital contribution at the beginning of the period	150,000,000,000	150,000,000,000
Contributed capital increased during the period	-	-
Contributed capital decreased during the period	-	-
Capital contribution at the end of the period	150,000,000,000	150,000,000,000

4.16.4. Shares

	Closing balance Shares	Opening balance Shares
- Number of shares registered for issuance	15,000,000	15,000,000
- Number of shares issued to the public	15,000,000	15,000,000
+ Ordinary shares	15,000,000	15,000,000
- Number of outstanding shares in circulation	15,000,000	15,000,000
+ Ordinary shares	15,000,000	15,000,000
An ordinary share has par value of	10,000	VND/Share.

4.17. Foreign currencies

	Closing balance	Opening balance
US Dollar (USD)	7,741.29	7,735.64

5. ADDITIONAL INFORMATION ON THE PRESENTED SECTIONS ON THE INTERIM STATEMENT OF INCOME

5.1. Revenue from goods sold and services rendered

	Current period VND	Prior period VND
Revenue from sale of goods	260,791,142,955	244,511,435,486
Revenue from sales of finished products	105,885,289,646	77,393,602,345
Revenue from services rendered	10,965,708,752	6,548,022,184
	<b>377,642,141,353</b>	<b>328,453,060,015</b>

5.2. Cost of goods sold

	Current period VND	Prior period VND
Cost of finished goods sold	253,220,943,613	230,079,729,236
Cost of finished products sold	102,097,122,778	76,674,632,073
Cost of services rendered	2,206,102,726	2,525,223,040
	<b>357,524,169,117</b>	<b>309,279,584,349</b>

5.3. Financial income

	Current period	Prior period
	VND	VND
Bank and loan interest	5,742,468	4,553,888
Realized foreign exchange gain	79,958,927	38,882,929
Gain from deferred sales and payment discounts	38,230,955	-
	<u>123,932,350</u>	<u>43,436,817</u>

5.4. Financial expenses

	Current period	Prior period
	VND	VND
Interest expense	11,340,240,213	12,803,619,702
Realized foreign exchange loss	887,002,229	467,239,439
Unrealized foreign exchange rate loss at the end of the period	509,368,818	116,481,981
	<u>12,736,611,260</u>	<u>13,387,341,122</u>

5.5. Selling expenses

	Current period	Prior period
	VND	VND
Labor expenses	902,715,923	911,028,740
Depreciation expense of fixed assets	100,983,036	-
Outsourced service expenses	1,078,751,115	690,374,205
Other cash expenses	2,496,000	10,379,999
	<u>2,084,946,074</u>	<u>1,611,782,944</u>

5.6. Administration expenses

	Current period	Prior period
	VND	VND
Management staff costs	1,879,106,542	1,968,799,214
Tool, equipment, and supplies expenses	163,456,641	114,880,386
Fixed asset depreciation expenses	213,657,330	153,413,161
Outsourced service expenses	992,806,008	1,067,263,882
Allowance expenses	(20,000,000)	54,473,156
Other cash expenses	1,039,984,038	657,610,704
	<u>4,269,010,559</u>	<u>4,016,440,503</u>

5.7. Other income

	Current period VND	Prior period VND
Compensation for damaged goods	-	51,761,280
Income from write-off of payables from inactive suppliers	-	3,592,267,470
Profit from transferring office leases rights	310,350,199	-
+ Proceeds from transferring activities	4,754,545,455	-
+ Net book value of the lease rights	(4,444,195,256)	-
Profit from disposal and sale of fixed assets	8,032,636,560	-
+ Proceeds from fixed asset disposal	13,273,711,339	-
+ Net book value of disposed fixed assets	(5,241,074,779)	-
Others	23,775,192	1,533
	<b>8,366,761,951</b>	<b>3,644,030,283</b>

5.8. Other expenses

	Current period VND	Prior period VND
Penalties	-	132,508
Others	33,634,020	353,385
	<b>33,634,020</b>	<b>485,893</b>

5.9. Current corporate income tax expense

	Current period VND	Prior period VND
Corporate income tax expense based on taxable profit in the current period (i)	1,895,871,466	767,630,088
<b>Total current corporate income tax expense</b>	<b>1,895,871,466</b>	<b>767,630,088</b>

(i) The current corporate income tax expense for the period was computed as follows:

	Current period VND	Prior period VND
Profit/(Loss) before tax	9,484,464,624	3,844,892,304
- Adjustments increase	-	132,508
- Adjustments decrease	5,107,296	6,874,367
+ Gain from revaluation of foreign exchange for cash and receivables in foreign currency at period-end	5,107,296	6,874,367
<b>Profits subject to corporate income tax</b>	<b>9,479,357,328</b>	<b>3,838,150,445</b>
Income from business activities is subject to a tax rate of 20%	9,479,357,328	3,838,150,445
Corporate income tax expenses from business activities are subject to a tax rate of 20%	1,895,871,466	767,630,088
<b>Estimated corporate income tax payable</b>	<b>1,895,871,466</b>	<b>767,630,088</b>

5.10. Basic earnings per share and Diluted earnings per share

The calculation of basic earnings per share distributable to common shareholders of the company is based on the following figures:

	Current period	Prior period
<b>a) Basic earnings per share</b>		
Accounting profit after corporate income tax (VND)	7,588,593,158	3,077,262,216
Profit or loss attributable to ordinary shareholders (VND)	7,588,593,158	3,077,262,216
Average ordinary shares in circulation for the period (shares)	15,000,000	15,000,000
<b>Basic earnings per share (VND/Share)</b>	<b>506</b>	<b>205</b>

5.11. Production cost by nature

	Current period	Prior period
	VND	VND
Raw material and supplies expenses	94,810,289,137	76,696,080,387
Labor costs	4,639,465,121	4,512,205,104
Tool, equipment, and supplies expenses	900,334,489	301,809,558
Fixed asset depreciation expenses	3,054,870,879	6,417,280,101
Outsourced service expenses	4,852,004,700	11,559,514,445
Other cash expenses	1,359,884,754	2,029,718,489
	<b>109,616,849,080</b>	<b>101,516,608,084</b>

6. ADDITIONAL INFORMATION ON THE PRESENTED SECTIONS ON THE INTERIM STATEMENT OF CASH FLOWS

6.1. Actual amounts of borrowings received during the period

	Current period	Prior period
	VND	VND
Proceeds from borrowings under normal contracts	376,587,068,802	352,622,602,776
	<b>376,587,068,802</b>	<b>352,622,602,776</b>

6.2. Actual amounts of principal paid during the period

	Current period	Prior period
	VND	VND
Repayment of borrowings under normal contracts	373,298,241,198	294,879,768,873
	<b>373,298,241,198</b>	<b>294,879,768,873</b>

6.3. Financial instruments

The Company's financial instruments include:

	Carrying amounts		Fair value	
	Closing balance	Opening balance	Closing balance	Opening balance
	VND	VND	VND	VND
<b>Financial assets</b>				
Cash and cash equivalents	44,490,461,568	17,220,861,473	-	-
Trade and other receivables	69,853,142,309	100,401,515,936	-	-
	<b>114,343,603,877</b>	<b>117,622,377,409</b>	<b>-</b>	<b>-</b>
	Carrying amounts		Fair value	
	Closing balance	Opening balance	Closing balance	Opening balance
	VND	VND	VND	VND
<b>Financial liabilities</b>				
Trade payables, Other payables	69,978,272,961	70,415,553,252	-	-
Accrued expenses	226,987,506	318,112,333	-	-
Borrowings and lease	398,674,853,703	395,386,026,099	-	-
	<b>468,880,114,170</b>	<b>466,119,691,684</b>	<b>-</b>	<b>-</b>

The company has not determined the fair value of financial assets and financial liabilities as of the end of the accounting period because Circular No. 210/2009/TT-BTC, issued by the Ministry of Finance on 6 November 2009, as well as current regulations, do not provide specific guidance on determining the fair value of financial assets and financial liabilities. Circular 210 requires the application of International Financial Reporting Standards for financial statement presentation and disclosure of financial instruments but does not provide equivalent guidance for the measurement and recognition of financial instruments, including the application of fair value, in alignment with International Financial Reporting Standards.

6.4. Financial risk management objectives

The Company has set up risk management system to identify and assess the risks exposed by the Company and designed control policies and procedures to manage those risks at an acceptable level. Risk management system is reviewed on a regular basis to reflect changes in market conditions and the Company's operations.

Financial risks include market risk (including foreign currency risk, interest rate risk and price risk), credit risk and liquidity risk.

**Market risk**

The Company's activities expose it primarily to the financial risks of changes in foreign currency exchange rates, interest rates and prices.

*Foreign currency risk management*

The Company undertakes certain transactions denominated in foreign currencies; consequently, exposures to exchange rate fluctuations arise.

*Interest rate risk management*

The Company has significant interest rate risks arising from interest bearing loans which are arranged. The risk is managed by the Company by maintaining an appropriate level of borrowings and analysing market competition to enjoy favourable interest rates from appropriate lenders.

**Credit risk**

Credit risk refers to the risk that counterparty will default on its contractual obligations resulting in financial loss to the Company. The Company has a credit policy in place and the exposure to credit risk is monitored on an on-going basis. The Company does not have any significant credit risk exposure to any counterparty because receivables consist of a large number of customers, spread across diverse industries and geographical areas.

**Liquidity risk management**

The purpose of liquidity risk management is to ensure the availability of funds to meet present and future financial obligations. Liquidity is also managed by ensuring that the excess of maturing liabilities over maturing assets in any period is kept to manageable levels relative to the amount of funds that the Company believes can generate within that period. The Company policy is to regularly monitor current and expected liquidity requirements to ensure that the Company maintains sufficient reserves of cash, borrowings and adequate committed funding from its owners to meet its liquidity requirements in the short and longer term.

The following table details the Company's remaining contractual maturity for its non-derivative financial assets and financial liabilities with agreed repayment periods. The tables have been drawn up based on the undiscounted cash flows of financial assets and undiscounted cash flows of financial liabilities based on the earliest date on which the Company can be required to pay. The inclusion of information on non-derivative financial assets is necessary in order to understand the Company's liquidity risk management as the liquidity is managed on a net asset and liability basis.

	Less than 1 year VND	From 1 - 5 years VND	More than 5 years VND	Total VND
<b>Closing balance</b>				
Cash and cash equivalents	44,490,461,568	-	-	44,490,461,568
Trade and other receivables	69,853,142,309	-	-	69,853,142,309
	<b>114,343,603,877</b>	<b>-</b>	<b>-</b>	<b>114,343,603,877</b>
	Less than 1 year VND	From 1 - 5 years VND	More than 5 years VND	Total VND
<b>Closing balance</b>				
Trade payables, Other payables	66,909,397,122	3,068,875,839	-	69,978,272,961
Accrued expenses	226,987,506	-	-	226,987,506
Borrowings and lease	398,674,853,703	-	-	398,674,853,703
	<b>465,811,238,331</b>	<b>3,068,875,839</b>	<b>-</b>	<b>468,880,114,170</b>

## NOTES TO THE INTERIM FINANCIAL STATEMENTS (continued)

	Less than 1 year VND	From 1 - 5 years VND	More than 5 years VND	Total VND
<b>Opening balance</b>				
Cash and cash equivalents	17,220,861,473	-	-	17,220,861,473
Trade and other receivables	100,401,515,936	-	-	100,401,515,936
	<b>117,622,377,409</b>	<b>-</b>	<b>-</b>	<b>117,622,377,409</b>
	Less than 1 year VND	From 1 - 5 years VND	More than 5 years VND	Total VND
<b>Opening balance</b>				
Trade payables, Other payables	67,752,067,413	2,663,485,839	-	70,415,553,252
Accrued expenses	318,112,333	-	-	318,112,333
Borrowings and lease	395,386,026,099	-	-	395,386,026,099
	<b>463,456,205,845</b>	<b>2,663,485,839</b>	<b>-</b>	<b>466,119,691,684</b>

The management assessed the liquidity risk at low level. The management believes that the Company will be able to generate sufficient funds to meet its financial obligations as and when they fall due.

## 7. OTHER INFORMATION

### 7.1. Operating lease commitments

Operating lease payments present:

- Land lease under Land Lease Agreement No. 1045/HĐ-TĐ dated 27 August 2007, along with Amendment No. 160/PLHĐTĐ dated 27 March 2014, and Amendment No. 44/PLHĐ-STNMT-KTĐ dated 16 February 16 2023. The company leases 30,016 m<sup>2</sup> of land in Quang Minh Industrial Park, Me Linh District, Hanoi (now Quang Minh Ward, Hanoi), with a lease term until 2052, and annual land rental payments.

#### Leases assets

	Current period VND	Prior period VND
Future minimum lease payments under non-cancellable operating leases by period		
- Within 1 year	128.618.560	128.618.560
- From 1 to 5 years	643.092.800	643.092.800
- After 5 years	2.829.608.320	2.958.226.880
	<b>3.601.319.680</b>	<b>3.729.938.240</b>

### 7.2. Events arising after the end of the period

There aren't unusual events occurred after the end of the period that need to be adjusted or presented in these Interim Financial Statements.

7.3. Transactions and balances with related parties

*List of other related parties*

Other related parties	Relationship
Mrs. Le Thi Huong Giang	Chairwoman
Mr. Pham Quang	Member - General Director
Ms. Bach Thi Ngoc Thuy	Member
Mr. Le Hong Minh	Deputy General Director
Ms. Do Thi Xuan Kiem	Head of BOS
Mr. Chu Duc Khuong	Member of BOS
Mr. Nguyen Manh Hai	Member of BOS

In addition, the Company also has related parties who are individuals with relationships with members of the Board of Management, the Board of General Directors, and the Board of Supervisors in accordance with legal regulations.

*Income of key management members*

	Position	Current period VND	Prior period VND
<b>The Board of Directors</b>			
Mrs. Le Thi Huong Giang	Chairwoman	172,558,000	169,932,000
Mr. Pham Quang	Member - General Director	153,666,527	152,033,000
Ms. Bach Thi Ngoc Thuy	Member	12,000,000	6,000,000
<b>The Board of Supervisors</b>			
Mrs. Do Thi Xuan Kiem	Head of BOS	9,000,000	-
Mr. Chu Duc Khuong	Member	28,896,000	74,265,000
Mr Nguyen Manh Hai	Member	80,247,346	76,397,837
<b>The Board of Management</b>			
Mr. Le Hong Minh	Deputy General Director	18,000,000	111,765,000
		<b>474,367,873</b>	<b>590,392,837</b>

ME LIN STEEL JOINT STOCK COMPANY  
NOTES TO THE INTERIM FINANCIAL STATEMENTS (continued)

Form B 09a – DN

7.4. Information of Department

During the period, the Company primarily generated revenue from operations conducted within Phu Tho province; therefore, the Company does not present geographical segment reporting. Accordingly, the Company presents segment information based on business activities. Segment information by business activity is as follows

Items	Sale of goods VND	Sale of finished goods VND	Provision of services VND	Total reported segments VND
Net external sales	260,791,142,955	105,885,289,646	10,965,708,752	377,642,141,353
Depreciation and allocation expenses	253,220,943,613	102,097,122,778	2,206,102,726	357,524,169,117
Operating profit	7,570,199,342	3,788,166,868	8,759,606,026	20,117,972,236
Segment assets	478,805,549,262	194,402,554,064	20,132,747,388	693,340,850,713
Unallocated assets	-	-	-	50,007,512,783
<b>Total assets</b>	<b>478,805,549,262</b>	<b>194,402,554,064</b>	<b>20,132,747,388</b>	<b>743,348,363,496</b>
Segment liabilities	325,657,652,190	132,222,108,607	13,693,206,473	471,572,967,270
Unallocated liabilities	-	-	-	4,886,924,003
<b>Total liabilities</b>	<b>325,657,652,190</b>	<b>132,222,108,607</b>	<b>13,693,206,473</b>	<b>476,459,891,273</b>

**7.5. Events after the reporting period**


The Company's Board of Management confirms that, to the best of its knowledge and judgment, there were no subsequent events of material significance occurring after the end of the reporting period that would require adjustments to, or disclosures in, these financial statements.

**7.6. Comparative figures**

The comparative figures in the interim statement of financial position and the corresponding notes are based on the company's audited financial statements for the fiscal year 2024. The comparative figures in the interim statement of income, interim statement of cash flows, and the corresponding Notes are based on the interim financial statements for the six-month period ended 30 June 2024, which were reviewed by International Auditing and Valuation Co., Ltd.



Preparer  
Nguyen Thi Khanh



Chief Accountant  
Nguyen The Giang



General Director  
Pham Quang  
Phu Tho, Vietnam  
12 August 2025



**JOINT STOCK COMPANY  
MELIN STEEL**

**SOCIALIST REPUBLIC OF VIETNAM  
Independence – Freedom – Happiness**

No: ~~109~~/2025/MLS-PKT

Me Lin, August 12, 2025

**To: - State Securities Commission  
- Hanoi Stock Exchange**

First of all, Me Lin Steel Joint Stock Company We would like to send our best regards and cooperation to your agency.

Me Lin Steel Joint Stock Company would like to report the difference in profit after tax in the financial statements of the six – month period ended 30 June 2025 compared to the financial statements of the six – month period ended 30 June 2024:

	<b>From 01/01/2025-30/06/2025 (VND)</b>	<b>From 01/01/2024-30/06/2024 (VND)</b>	<b>Difference (VND)</b>
LNST	7,588,593,158	3,077,262,216	4,511,330,942

Reason for difference: The after-tax profit for the six – month period ended 30 June 2025 is higher than that of the six – month period ended 30 June 2024 due to:

+ In the second quarter of 2025, the company will sell a portion of the commercial service floor at 75 Nguyen Tam Trinh Street, Hoang Mai District, Hanoi..

**We appreciated your concerns**

**Recipient:**

- State Securities Commission
- Hanoi Stock Exchange
- File: VT

**MELIN STEEL JOINT STOCK COMPANY**



*[Signature]*  
**TỔNG GIÁM ĐỐC**  
**Phạm Quang**

**MELIN STEEL JOINT STOCK  
COMPANY**

Number : 05 /2025

**SOCIALIST REPUBLIC OF VIETNAM**

**Independence - Freedom - Happiness**

**happiness**

*Me Lin , August 12 , 2025*

**PERIODIC DISCLOSURE OF FINANCIAL STATEMENTS**

Dear : Transaction Office Proof Hanoi Securities

According to rule stated in Clause 3, Article 14 of Circular No. 96/2020/TT-BTC dated November 16, 2020 of Ministry of Finance direction guide labour dad information on market school proof Contract , Steel Corporation Real Me Lin presently labour dad news fox talent Financial statements ( BCTC ) for the six-month period end 30 June 2025 with Exchange Proof Hanoi stock exchange as after :

1. Name of the organization : **MELIN STEEL JOINT STOCK COMPANY**

- Hanoi Securities code : **MEL**
- Land only: Area onion main No. 8 – Ward Vinh Phuc – Province Phu Tho
- Electricity phone link Contact /Tel: 0243.5840545 Fax: 0243.5840544
- Email: [khanhnt@melinsteel.vn](mailto:khanhnt@melinsteel.vn) Website: <http://melinsteel.vn/>

2. Public information content dad :

- Financial Statements For the six - month period end 30 June 2025  
☒ Separate financial statements (TCNY) no subsidiaries and audit department above affiliated unit ) ;

☐ Consolidated financial statements (TCNY has subsidiary );

☐ General financial statements combination (TCNY has single audit department direct belong the organization ).

- Factors explain the causes:

+ Audit organization give opinion do not approve entire with financial statements:

☐ Yes

☒ No

Explanation document in case there is a dispute among the financial statements:

☐ Yes

☒ No

+ Profit after tax in reporting period with the difference deviated before and after audit from 5% or more up , move from loss to profit or vice versa:

☐ Yes

☒ No

Explanation document in case there is a dispute with profit after tax:

☐ Yes

☒ No

+ Organization profit after tax in income statement change from 10% or more compared to same period reporting from last year :

☒ Yes

☐ No

Explanation document in case there is a dispute with profit after tax:

☒ Yes

☐ No

+ Negative profit after tax in the period, transferring interest from same period last year to this period or vice versa :

☐ Yes

☒ No

Explanation document in case there is a dispute with negative profit after tax:

☐ Yes

☒ No

This information Satisfied Okay labour dad above page electrical information death belong to company in Date : 14/08/2025 at road Link : <http://melinsteel.vn/>

3. Report about the transactions take about 35% of assets in the year .

In case organization perform such transaction will inform with a full report with the following content :

- Transaction content :.....

- Transaction Ratio/ Total Assets belong to business industry (%) (based on the recent financial statements );.....

- Date of completed transaction:.....


We will be responsible for the information released above and take full responsibility presented before the law about the publicized information.

### Representative of the Organization

**Document attach with :**

- Financial statements

Organization Representative / Position eligible to sign  
( Signed , recorded) clear Surname name , position case , close sign )



**TỔNG GIÁM ĐỐC**  
**Phạm Quang**